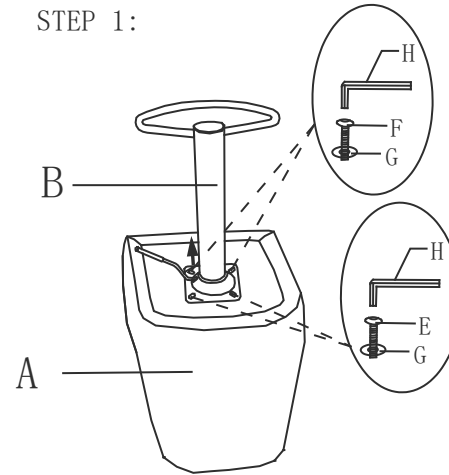


# ASSEMBLY INSTRUCTION

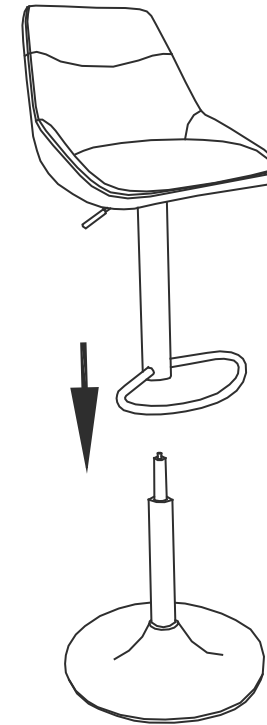


ITEM	PART	NAME	QUANTITY
(A)		SEAT	1
(B)		THE PLATE	1
(C)		METAL BASE	1
(D)		GAS LIFT	1
(E)		BOLT M6*16	2
(F)		BOLT M6*25	2
(G)		WASHER	4
(H)		ALLEN KEY	1

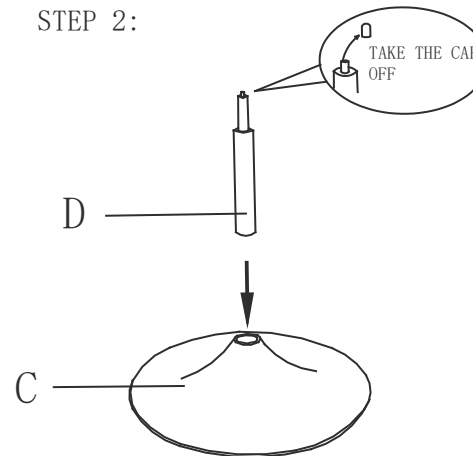
STEP 1:



STEP 3:



STEP 2:



NOTE:

PLEASE PUT THE CHAIR ONTO A SOFT AND CLEAN SURFACE FOR ASSEMBLY.